



# Resident Safety News

Information on RoamAlert, WatchMate and more

Q1 2010

**STANLEY**

Healthcare Solutions

## Fall prevention focused on the individual

### Changing trends in the use of fall monitors

**E**lectronic fall monitors have proven themselves to be an effective tool for managing and mitigating falls. As this technology matures and develops, our understanding of how and when it should be used is undergoing a change.

The Centers for Medicare & Medicaid Services (CMS) is showing an increased focus on both safety of the environment and dignity of the individual. F-tag 323, revised in August 2008, requires facilities to provide an environment free of general hazards, but also to assess the individual safety risks of each resident, and put in place appropriate countermeasures.

The F-tag on dignity, F241, was revised this past June, and features strong language barring any step that could embarrass or demean residents; this includes posting any kind of prominent notice on medical conditions, and limiting access to common areas, building on the long-standing limits placed on physical or chemical restraints covered under F222.

In addition to these direct regulatory drivers, the industry standard is starting to change. The desire to create a home-like environment is prompting facilities to find ways to reduce or eliminate sound alarms, and even visual alarms that are publicly visible.

Our customers tell us that state auditors are also starting to show a concern for “emotional restraint” that might be created through the use of fall monitors—making the resident feel that they are not allowed to move.

### Focusing on the individual

How should senior care facilities respond to these changing and sometimes contradictory demands? The key is to treat every resident as unique, and show that you have considered the individual needs of the resident and responded accordingly.



An individual care plan, based on a documented evaluation period, will establish a resident’s risk of falls, and whether he/she is a candidate for the use of a fall monitor.

In any case, a fall monitor is only a part of the solution. Other interventions should be clearly outlined in the care plan, such as one-on-one activities, rehabilitation or restorative programs, counseling services or dietary changes.

Just as important is for staff at all levels to be thoroughly educated in your facility’s fall reduction protocol, and understand the role that fall monitors play.

Finally, carefully evaluate your technology options. Silent alarming with central reporting *is* possible for fall monitoring. This functionality is available to you with Tabs fall monitors offered by your RoamAlert dealer. When combined with RoamAlert, alarms can be displayed in the RoamAlert software, with alerts automatically sent to staff via page message. Alternatively, you can connect the Tabs monitor to your nurse call system to receive remote notification.

In either case, the result is effective monitoring for falls that minimizes the impact on *all* of your residents. ■



# Introducing the MyCall® resident call system

**Effective & affordable resident call technology that easily integrates with RoamAlert**

The MyCall system provides senior care facilities with an easily implemented solution to enable residents to call for help from anywhere within the facility.

### How it works

Like RoamAlert, the MyCall system uses wireless technology to enable residents to call for help from either portable pendants or fixed wall stations. Alarms are relayed to a central PC, and can be displayed on overhead signs or sent to staff via pagers.

### Key features

#### Easy installation

Most system components are either wireless, or use standard Ethernet cabling, for easy and cost-effective installation.



#### Portable and fixed call points

In addition to wireless pendants and fixed wall stations for residents can call for help, the system supports other call points to monitor doors or windows, fall monitors and other devices.

#### Alarm notification via pager or signs

All alarms are displayed in the MyCall software, but can also be sent directly to staff via pagers, or displayed on overhead signs. You can divide your facility into zones so that alarms are directed only to the relevant staff.

#### Automatic alarm escalation

If staff within the zone where an alarm occurs does not respond within a certain time, the system will automatically escalate the call to other staff.

#### Reports to track response times

The MyCall software records all system activity in a database, and includes reports that enable you to track response times to improve resident care.



#### Daily check-in

You can have your residents “check-in” with the system every day by pushing a button on the wall station in their room. The system will automatically alert staff if any resident fails to check-in.

#### Automatic status alerts

The MyCall system monitors the status of all call points. You'll be automatically notified if any device has a low battery, malfunctions or is missing.

#### Proven technology

The MyCall system is built using wireless technology that has been proven in many installations. ■

### Integration with RoamAlert

The MyCall system is designed to seamlessly integrate wander alarms from the RoamAlert system.

Alarms from the RoamAlert software are passed through to the MyCall software, which displays complete alarm information, including the name of the resident and the door where the alarm occurred.









Wander alarms can also be displayed on the MyCall system's overhead displays, and sent to staff via pager.

MyCall can also be used to monitor remote doors or windows, and mobile devices using the wireless Universal Transmitter. The result is a single point for monitoring wander, resident call, and even fall monitor alarms. ■

## Tags and bands for the RoamAlert system

You have several options for protecting your residents

The RoamAlert system gives you the flexibility to select different tag and band solutions, depending on the need of each resident. Refer to the table below to see which tag goes with which strap.

	Securaband solution			
<b>Tags</b>	 Wrist tag (AR3TA02-00W)	 Wrist tag with pulse (AR3TA01-00W)	 Securaband tag (804A2401)	 Securaband tag (804A2401)
<b>Compatible Straps</b>	 Vinyl Strap (801A2701)	 Vinyl Strap (801A2701)	 Vinyl Strap (801A2701)	 Securaband strap (part no. varies)

### Notes:

- The full Securaband solution is only obtained when the Securaband tag and strap are used together.
- Securaband straps are available in seven different sizes. Consult your authorized dealer for more information.
- The Wrist Tag Strap with snaps (part number AR3WS01-010) has been eliminated in favor of the Vinyl Strap, based on clear customer preference. ■



## WatchMate Corner

### Upgrade options for your facility

The WatchMate system was built for longevity, and Stanley Healthcare Solutions stands behind you with technical support and tags for your system.

But like any aging technology, your system will become harder to maintain as time goes by. Many of the parts used in door packs, controllers and other components of the system are no longer available. Not only can't we *make* new devices, but in many cases we can't *repair* old ones either.

That means that if a door pack or controller should become damaged, or you would like to expand coverage in your facility, the best solution is to upgrade your technology.

We certainly hope you will chose RoamAlert, available to you through your current dealer, and with many features beyond what your WatchMate system gives you.

You should also keep in mind that Stanley Healthcare Solutions has a "buy-back" offer for all WatchMate customers that can save you hundreds of dollars on *each* door.

To learn more about upgrading, contact your authorized dealer, or call Stanley Healthcare Solutions at 1-866-559-6275. ■

